



BONE WHITE***
c: 431S496 s: 391A453



STONE WHITE
c: 431S483 s: 391A454




BIRCH WHITE
c: 431X487 s: 391F157



SIERRA WHITE
c: 431X491 s: 391F156



POLAR WHITE
c: 431X430 s: 391F068



PORTLAND STONE
c: 432X553 s: 392F213



SANDSTONE***
c: 433X517 s: 393A345




SANDCASTLE
c: 433X479 s: 393F076



HERRINGBONE
c: 437X864 s: 397F220



YORKTOWN
c: 432X554 s: 392F212



LIGHT STONE***
c: 433X515 s: 393A344




CONCH
c: 434X426 s: 394F167



TAUPE
c: 432X561 s: 392F211



QUAKER GRAY
c: 432X567 s: 392F254



SHELburne
c: 433X509 s: 393F075




DESERT ROSE
c: 433X488 s: 394F168



STONE GRAY
c: 432S546 s: 392F233



INDY GREEN
c: 435A615 s: 395B121



BURNT ALMOND
c: 433X446 s: 393F104



SAHARA TAN
c: 437X876 s: 397F269

Color samples shown are not the actual paint. They are matched as closely to paint color and gloss as reproduction technology allows. Actual coating samples on metal substrates are available upon request. All colors shown are available through Valspar's state-of-the-art computer, color scanner and blending system called Mix & Match™.